

Getting the best from

PAST PAPERS

Past papers are very useful. Your child can familiarise themselves with the format of the paper and how questions are worded. Past papers may offer a guide to the types of topics that might crop up in the exam.

Your child should not need to answer every question in full, but by going through what they know, selecting the most relevant information and ordering it logically. They should practice making brief plans to answer the questions.



Common Mistakes:

Running out of time

Misinterpreting the question

Failing to answer the question set

Not reading the instructions carefully

Not answering the way that is required

Not checking carefully for obvious mistakes

Ready TO Learn

Read-Cover-Recall-Check

Read the information you want to remember. Cover it up, write out what you remember. Check to see how much you forgot or remembered!



Mind Maps Start with a central theme and organise the information from it, grouped into subtopics. Label the branches with the relationships. Use mind maps to summarise a whole topic after revising it in detail. Only put in the key words that will trigger the information stored in your mind.



Quizzes Either online quizzes or revision guide exam questions are a good way to check knowledge. Answer the questions, note down your score, revise the topic some more, have another go at the questions later. Did you improve?

Flashcards For key information and facts. You can carry them around with you and test yourself anywhere. Use it to remind and test yourself on; spellings, lists, a sequence of events.



Teach a Topic

Plan and teach a topic on a subject to a friend or classmate in a revision session. Ask your friends to prepare a lesson to share with you. Encourage questioning to check the depth of your knowledge.



Past exam questions and analysis

Complete some past exam questions. Mark your answers. Fill in the answers you missed. Go through the paper and colour code each topic (**Red**-Urgent revision required, **Amber**-Some gaps in knowledge, **Green**-Nailed it)



PARENT & STUDENT GCSE GUIDE STUDY, EXAMS, & REVISION

TYTHERINGTON SCHOOL
This guide offers information and ideas on revision, study and how you can support your child.

Equipment Check List

Exam Strategies

Revision Tools



Ready TO Succeed

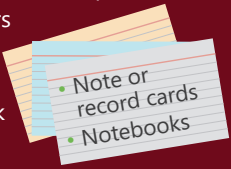
Ready TO Engage



Making sure your child has all the right equipment so they can get ready for their exams is very helpful.

Equipment Check List

- Fine-point coloured pens
- Highlighters
- Watch
- Calendar
- Alarm clock
- Textbooks
- Pin-board
- Folders and Files
- Post-it notes



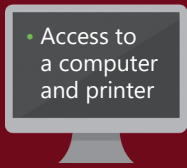
- Recommended Casio FX83GT Scientific Calculator



- A comfortable and quiet place to study



- Access to a computer and printer



- Revision guides
- Past exam papers



Improving Memory

Application & Association

Mnemonics

Repetition

'Chunking'

Application and association:

The best way to fix material in long-term memory is to organise it into meaningful associations. Link it to existing information and topics to...



Repetition: Studies suggest that 66% of information is forgotten within seven days if it is not reviewed again & 88% is gone after six weeks. Build in a brief daily and weekly review of material covered.

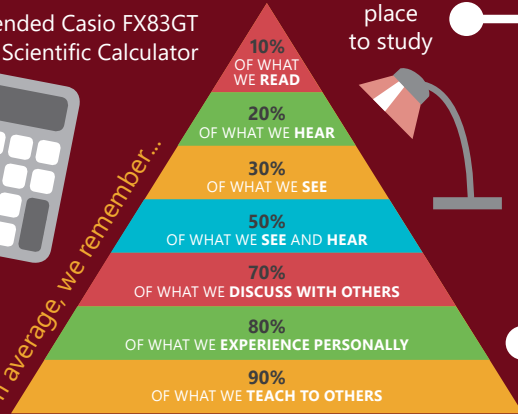
...create individual personal examples which act as 'mental hooks' or 'cues' for recalling material in the future.

'Chunking':

the average person can only hold seven 'items' in short-term memory, grouping items together into 'chunks' can increase memory capacity.


Mnemonics: are word games which can act as memory aids. For example think of stalactites (hold on tight to the ceiling) and stalagmites (might reach the ceiling); or the seven characteristics of living organisms - Mrs Gren (Movement, Reproduction, Sensitivity, Growth, Respiration, Excretion, Nutrition). Make up your own to help your recall.

On average, we remember...



What is the best way to revise?

Every student feels different approaches to revision works for them and will use a variety of techniques. Whatever your child's approach make a plan together. Draw up a realistic timetable based on how much time there is before the exams start.



Ideally your child should be aiming to complete around two hours every evening in the run up to an exam. With support from teachers they should make a topic or subject tick list, this way they will know what they need to revise before the exam.

Encourage your child to focus on their weaker topics without losing sight of their **strong** subjects.

Revision timetables are useful and effective tools. Every student has been given an A1 size planner. In addition an A4 daily or weekly planner may prove useful.



Ready TO Support

How can I Encourage and Support?



Involve other members of the family so they can be supportive and not to disturb your child during study time.




Look for interesting sources of information other than revision notes and guides. **YouTube**, for example, often has informative and creative revision videos on a wide variety of topics.



Encourage and support your child to stick to their revision plan. You can then easily help them keep on track and check to see what has been achieved and what is left to cover.

Encourage your child to switch subjects to avoid boredom and neglecting other topics



Avoids last-minute revision the night before an exam. Instead, encourage your child to complete their revision early. Being well prepared **boosts** their confidence and self-esteem.



A good night's sleep during the revision period and before each exam is beneficial to both mental and physical health - it will be much easier for your child to concentrate during study and the exam if they are not feeling too tired. Encourage them to eat healthily during their revision and exams avoiding junk foods and products high in caffeine.



Ensure your child attends **school** every day. Just missing one lesson could mean missing key information. The students have been offered a wide range of after-school revision booster sessions encourage your child to participate as much as possible.