

Creating a Fictional World

Fictional Worlds

- The idea of this task is to invite you all to create your own fictional world.
- This fictional world can be a world entirely of your own imagination.
- You can just create and describe this fictional world, or you might decide to develop it into a story – or a film or a novel, a model, a map.... *the possibilities are endless!!*


Task 1

<https://www.youtube.com/watch?v=ZQTQSbjecLg>

Watch the podcast above about how to create a fictional world by Kate Messner



On the next slide, you will find all the types approaches and questions of questions that Kate Messner uses to help her to start creating her fictional worlds in her novels



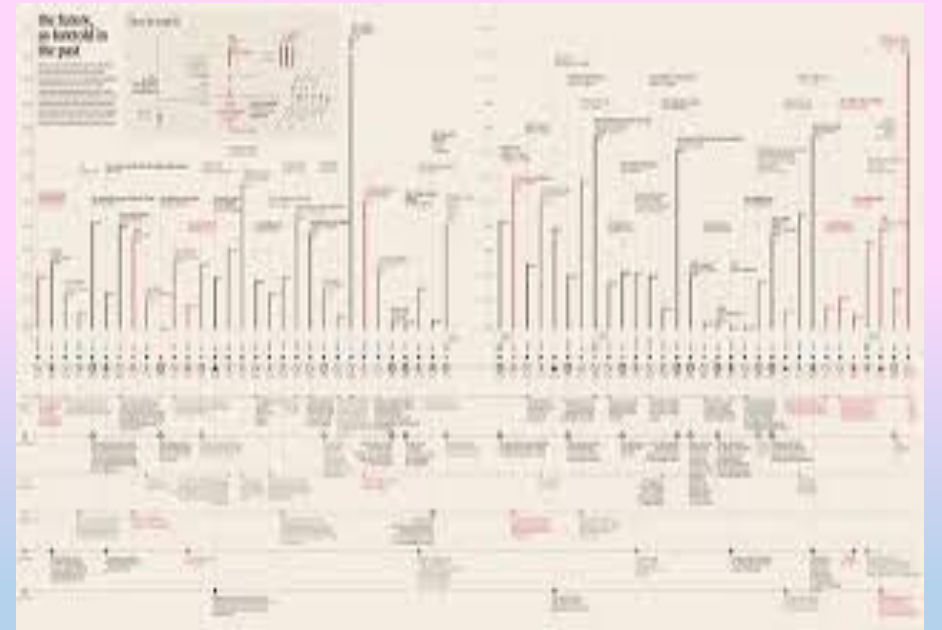
STEP 1

Create a basic
place and time



STEP 2

Create a timeline: how did this world come to be?



STEP 3

What rules are
in place?

Laws of gravity?

Laws of society?



STEP 4

What kind of government would this fictional world have?

What punishment would there be for disobeying the rules?

Who has power and who doesn't?



STEP 5

Beliefs

What do people believe in in this world?

What does this society value?



STEP 6


Daily Life

Where do people live?

Where do they go to work and to school?

What do they eat?

How do they play?



DEEP ROOTS

Bag End and J.R.R. Tolkien

I feel that as long as the Shire lies behind, safe and comfortable, I shall find wandering more bearable: I shall know that somewhere there is a firm foothold, even if my feet cannot stand there again.

Frodo, in J.R.R. Tolkien, *The Fellowship of the Ring*

Bag End gives Bilbo purpose: it is, in fact, the true object of his quest. For him it is like a sacred place, whose image he invokes ... in moments of distress, as if he was saying a prayer.

Wayne Hammond, 1987²

Like *Alice in Wonderland*, another famous children's book written by an Oxford don, *The Hobbit, or There and Back Again* (1937) begins with a hole in the ground. There the resemblance ends: the hole in the ground is not a tunnel to a dream world, but one of the most memorable and desirable residences in fiction: Bag End, Underhill, home of the hobbit Bilbo Baggins.' Its round front door is smartly painted green and sports 'a shiny yellow brass knob in the exact middle'. It opens onto

J.R.R. Tolkien's painting of the orderly little world of Hobbiton-across-the-Hill shows the circular green front door of Bag End, home of Bilbo and Frodo Baggins, and the essential starting and finishing point of *The Hobbit* and *The Lord of the Rings*.

Step 7

Relationships

How do they treat their young and their old?

What relationships do they have with animals and what do those animals look like?



STEP 8

Technology

What kind of transportation exists?

How do people communicate?



Finally.....

How does the fictional world you created shape the individuals within it?
What sort of conflicts are likely to emerge?



Now watch the documentary about the Bronte sisters and their brother Branwell and the way that they created their fictional worlds.

It all started with a gift of toy soldiers.....


[https://
https://www.youtube.com/watch?v=fN-thy-IQAo](https://www.youtube.com/watch?v=fN-thy-IQAo)

www.youtube.com/watch?v=0Z01Bzs0Dqo



TASK 2

- Create your own fictional world using Kate Messner's steps to guide you.
- You could.....



- Draw a map of your fictional world
- Give name to your fictional world
- Create a character with a backstory of inhabit your fictional world
- Write a short story or a first chapter set in your fictional world

Or even.....



Produce a little book set in your fictional world, like the Brontes.....



Good luck and enjoy!!

Post your work on Firefly in response to
this task

